

The Affect of the Great Pyramid on the Human Aura and the Chakra System

Carmen Boulter, PhD

Interactive-U.com

© 2014

Abstract

Mystics have speculated that the Great Pyramid in Egypt was used to influence consciousness in ancient initiates. Scientific research on how the Great Pyramid influences human consciousness has been limited due to a scarcity of sensitive measurement instruments and difficulty in obtaining government permits to conduct studies on the Giza Plateau. This study assesses the affect of the Great Pyramid on the human energy field and the chakra system. Thirty-nine subjects from 8 countries participated in the study conducted in Cairo, Egypt. To what extent does going inside the Great Pyramid affect the human aura and is this affect maintained? To what extent does going inside the Great Pyramid affect the chakra system and is this affect maintained? To what extent does the Energetic Frequency compare between inside the Great Pyramid and outside the pyramid? The research was quantitative and used a pre-test-posttest experimental design. Data on the overall area of the subjects' Energy Field, the alignment of chakras, and the Energetic Frequencies inside and outside the Great Pyramid were collected using a Gaseous Discharge Visualization Electro-photonic Imaging (GDV/EPI) device. Analysis of Variance, comparison of means, and correlations between variables were calculated using SPSS software. Strong significant correlations were found between mean scores for Energy Fields and individual chakras suggesting that the Great Pyramid positively influences the human body. Future studies will be conducted with larger sample size to further understand patterns of entrainment among the chakra.

Keywords: Great Pyramid, human aura, chakras, consciousness, GDV/EPI, Korotkov, synesthesia, Egypt, initiation, energy field, energetic frequency

Introduction

Largely misunderstood, much speculation and misinformation has been perpetrated about ancient Egyptian mysticism and the purpose of the Great Pyramid. Frankfort (1948) cites that “texts introduce us to a jungle of religious matter, so impenetrable to our understanding that Egyptologists have increasingly shunned the task of interpretation” (p. v). Scholars in the early 1900s set the pejorative tone presenting the ancient Egyptians as “the product of half-savage men, and think that it is nothing but a mixture of crude, and often disgusting, nature cults and superstitions of the most stupid and childish character” (Budge, 1913, p. 120). While mystics ascribed high levels of consciousness and secrets of ascension to the ancient Egyptians, scholars took a “firm stand against the existence of mystical initiation prior to the Hellenistic Period” (Wente, 1982, p. 161). Thus, for centuries, an impenetrable wall separated science and mysticism.

Tompkins (1971) broke the mold by arguing that there was a link between the Great Pyramid and Egyptian Mysteries stating that: “the secret knowledge possessed by the hierarchy of initiates was communicated to those who could prove their worthiness by passing a long period of probationary training and severe trials” (p. 256-257). Aligned with this notion, Penczak (2007) asserted that “ascension is a mystery – a mystery not in the sense of a riddle to be solved, but an experience found in the heart of the mystery religions” (p. 9).

Penczak (2007) describes ascension as a “euphemism for enlightenment, a continual state of consciousness in which an individual is in communion with the divine. Mortal, or ego, consciousness ‘ascends’ to a higher level of consciousness where there is no separation from the divine” (p. 11). Penczak goes on to describe stories of saints, gurus, and mystics from around the world who are said to shift to another dimension of reality without physically dying. Hall (1928) describes initiation ceremonies inside the sarcophagus (coffer) of the Kings Chamber inside the Great Pyramid as: “a doorway between the material world and the transcendental spheres of Nature” (p. 119). The initiate would thereby learn that the soul was immortal and that it extended beyond the physical world.

Tompkins (1971) was convinced that the Great Pyramid was built “by initiates for initiates” (p. 259). Citing Arab sources, Tompkins contended that “the secrets of astronomy, complete with tables of the stars, geometry, and physics” (p. 218) were built into the Great Pyramid. Tompkins indisputably ignited curiosity. Progressions in multi-disciplinary research and the development of measurement

devices to measure consciousness fields have made the current study possible.

Bruyere (1989) contends that an “electromagnetic field is generated by the spinning of the chakras” (p. 61). Motoyama (1981) suggests that chakras have both subtle and physical forms which supply energy from the outside world by pervading the astral body. These follow the seemingly invisible Chinese Medicine meridians and energy channels that have been mapped in the body. The stresses of living in the current global context and exposure to specific environments encode harmony or disharmony in our energy fields and chakras. Psychological conflict or particular energy fields may impede the free flow of energy through the subtle body and can be experienced as disruptions in awareness.

In his quest to measure consciousness fields, Korotkov (1998) confirmed that photonic emissions from the human body can be measured and photographed using a special electrode system that creates a high intensity field called Gaseous Discharge Visualization (GDV) which he invented. Based on Electro-Photonic Imaging (EPI), associated software programs calculate over thirty parameters such as area, brightness, density, fractality, entropy scores, chakra alignment, and chakra energetic values. Scores can then be logarithmically processed to evaluate alterations in psychological states or consciousness fields.

Seeman (2002) argued that the human energy field encompasses a frequency spectrum, with slower or denser oscillations of emotionality being representative of the lower chakras. The human energy field, or aura, has varying positive and negative charges that encode the impact of experience or conditioning. Seeman (2010) concludes that the energetic properties of individual chakras can be contained in isolation and cited research indicating that chakras orchestrate in complex fields with one another due to their proximity. Understanding patterns of entrainment amongst chakras may illuminate intersensory associations known as ‘synesthesia.’

Synesthesia, from the Greek *syn* or ‘union’ and *aesthesia* or ‘sensation,’ has been loosely referred to as a ‘sixth sense’ (Cytowic, 2002, p. xxiv). It is the rare capacity of cross-sensory perception such as hearing pictures, seeing music, and tasting shapes. While synesthesia has been observed in infants and in every age group, it is considered abnormal because it is statistically rare (p. 2). Understanding synesthesia may be linked to understanding brain functioning and consciousness.

Cytowic (2002) describes a ‘neuro-immune-endocrine’ network with synergistic transmitters that regulate glandular functions giving chemical feedback to hard-wired portions of the nervous system (p. 214). The glandular system is closely associated with the chakra system. Research has shown that neurotransmitters can be tagged and seen microscopically tracing the energetic transfer between nerve fibers (p. 214). It was previously thought by neurologists that emotion was localized in a discrete control center in the brain. Research into synesthesia has shown that emotion is spread over multiple neural and glandular pathways or, ‘transmodal areas’ (p. 233). Reciprocal connections between multimodal areas, thus, modulates parallel sensory perception, or synesthesia, and consciousness. The architecture of the human brain, the glandular system, and the chakra system exemplify transmodal connectivity.

Methodology

The current quantitative study used a pre-test–posttest experimental design to measure consciousness fields and the affect of the Great Pyramid on the chakra system. Independent variables were the Energetic Frequency Inside the Great Pyramid and Outside the Great Pyramid and Gender. The dependent variables were Area of subjects’ Energy Fields and alignment of Virtual Chakras as measured by the GDV/EPI device.

Research Question 1: To what extent does going inside the Great Pyramid affect the human aura and is this affect maintained?

Research Question 2: To what extent does going inside the Great Pyramid affect the chakra system and is this affect maintained?

Research Question 3: To what extent does the Energetic Frequency compare between inside the Great Pyramid and outside the pyramid?

Hypothesis 1: Mean scores for measurements of Virtual Chakras Inside the Great Pyramid will be closer to balance (0.00 values) than Before and After scores as measured by the GDV/EPI.

Hypothesis 2: Measurements of Area of Energy Field Inside in the Great Pyramid will be greater than Before and After scores as measured by the GDV/EPI device.

Hypothesis 3: Measurements of Energetic Frequency inside the Great Pyramid will be greater than measurements of Energetic Frequency outside the Great Pyramid as measured by the GDV/EPI device for environment.

Thirty-nine subjects participated in the study traveling to Cairo, Egypt from

Australia, New Zealand, Austria, Sri Lanka, England, Japan, Canada, and the United States. The study was conducted over a three day period from October 9-11, 2010. Special permission was granted by the Supreme Council of Antiquities for private entry into the Great Pyramid for 2 hours beginning at sunrise on 10-10-10. Data was collected by Konstantin Pavlidis using the Gaseous Discharge Visualization (GDV) device also known as Electro-Photonic Imaging (EPI) invented by Dr Konstantin Korotkov. This device was used to measure both the energy fields of the subjects as well as the Energetic Frequency Inside and Outside the Great Pyramid.

On the first day of the study, a pre-test was conducted at the Movenpick Hotel and Resort in Giza where the group was staying a short distance from the pyramids. The data was collected in the pre-test is labeled 'Before' and it consisted of taking 2 readings for each subject: one 'without filter' measuring the 'Emotional-Spiritual' field and one 'with filter' measuring the 'Physical' field. Subjects placed their 10 fingertips one at a time onto the GDV/EPI device which had a photographic lens shielded from outside light. The device emits a mild electrical current allowing the photonic emissions from the fingertips to be photographed. The lens was cleaned, a filter was applied, and the process was repeated 'with filter' photographing all 10 fingertips a second time. The same process was repeated twice more on the following two days.

On the second day, subjects boarded a bus before dawn and took a ten-minute drive to the north entrance of the Giza Plateau. Officials checked the government permit and registered details and the nationalities of the subjects. An Inspector from the Supreme Council of Antiquities boarded the bus with the keys to the Great Pyramid in hand. The gate to the Giza Plateau was opened and the lone bus approached the Great Pyramid in the dark. Upon arrival, the GDV/EPI device was set up to measure the Energetic Frequencies outside the Great Pyramid while the subjects remained on the bus preparing for the experiment.

Subjects were instructed to bring only their cameras and water bottles and to remain in silence throughout the experience. Subjects were told beforehand that they would enter the pyramid, climb up into the Grand Gallery, and enter the Kings Chamber. As part of the experiment, they each would be invited to lay inside the 'sarcophagus' for 2 minutes. They would be assisted out of the sarcophagus and immediately be tested again on the GDV/EPI device both without filter and with filter.

After instructions were given, the 39 subjects were escorted by the Inspector from the parking lot to the base of the Great Pyramid where they climbed up stairs along the casing stones to the elevated entrance of the Great Pyramid. The Inspector was met by a Watchman in traditional robes and both men remained outside while the subjects entered the Great Pyramid alone with the GDV/EPI device. It is noteworthy that no one else was allowed on the Giza Plateau while the experiment was conducted.

The subjects entered the Great Pyramid and climbed up the Grand Gallery in silence. They entered the Kings Chamber and one by one, they stepped into the granite coffer with 4-inch stone walls and laid down. A volunteer was designated to be the timer, gently touching the person in the sarcophagus to indicate that 2 minutes had passed. Volunteers assisted the subject in getting out of the sarcophagus as their legs were wobbly and they were disoriented from the experience. Volunteers held the emerging subject steady while they awaited their turn to get the GDV/EPI readings taken. The data collected in this phase of the study is labeled 'Inside.'

Once the subjects had finished having the 2 readings taken, they were free to move to another chamber inside the Great Pyramid as all three chambers were opened for the group: the Kings Chamber, the Queens Chamber, and the Subterranean Chamber. After subjects had been through the procedure and left the Kings Chamber, the GDV/EPI was set up to measure the Energetic Frequencies inside the pyramid. After the 2 hours had passed, all subjects left the Great Pyramid in silence and returned to the bus. The Giza Plateau was then open to the public.

On the third day, the posttest was conducted at the Movenpick Hotel and Resort. Data collected in the posttest is labeled 'After.' Again, two sets of readings were collected for each subject with the GDV/EPI device both without filter and with filter.

Upon receiving the data, the researcher noticed that all the readings had not been correctly recorded and saved. If subjects did not have all three readings - (Before, Inside, and After), the subject was excluded from the data analysis. As well, the researcher's own readings had been taken yet were not included in the data analysis since her concern for the subjects and for the procedure of the data collection would influence her readings. As a consequence, full data sets for 30 participants were analyzed. Worthy of note, none of the subjects included in the

data analysis had been into the Great Pyramid before the study was conducted.

Results

The GDV/EPI system has three software programs associated with the device to process the photonic images logarithmically converting the images of the overall area of each fingertip corresponding to Chinese Medicine meridians. The three software programs are: (1) Energy Field; (2) Virtual Chakra; and (3) GDV Diagram. The ‘without filter’ readings measure the Emotional-Spiritual aspects of the consciousness field of the subjects. The ‘with filter’ readings the Physical aspects of the field of the subjects. As well, the GDV/EPI system incorporates a software program called ‘Sci Lab’ to process the data collected from ‘places’, or environments, in this case, the Energetic Frequencies taken outside and inside the Great Pyramid.

The Energy Field program computes the images of photonic emissions from each of 10 digits for each subject, thus, displaying the overall ‘Area’ of the subjects’ Energy Field. The Virtual Chakra depicting the alignment of each chakra seeking a ‘zero point’ (approaching 0.00 value) at the center of the body. Chakras displaced showing negative values are indicating an ‘orientation to self.’ The greater the negative value, the greater the preoccupation with oneself or, otherwise stated, being ‘in the ego.’ Alternatively, if chakras show a positive value, there is a concern for others. The greater the positive value, the more the subject is oriented to society. The Virtual Chakra program, then, is measuring how well a person is balanced and without stress.

Since the ‘without filter’ readings show the Emotional-Spiritual values and Virtual Chakras are, in fact, energetic and not physical, it was decided to not include the ‘with filter,’ Physical values in the results of the current study. The ‘with filter’ data was collected and may be relevant in future comparative studies, but it was left out of the data analysis of the current study.

Table 1

Means for each chakra for 30 subjects Before, Inside, and After

| | Crown | Third Eye | Throat | Heart | Solar Plex | Belly | Root |
|--------|--------|--------------|--------|---------|---------------|--------|--------|
| Before | 0.1553 | 0.0083 | -0.19 | 0.0027 | 0.0347 | 0.0783 | -0.033 |
| Inside | 0.0523 | 0.033 | 0.0323 | 0.0787 | 0.0357 | 0.0503 | 0.023 |
| After | 0.0633 | -0.069 | -0.192 | -0.0143 | 0.027 | 0.0313 | 0.0273 |

Table 1 shows the mean values. The data show that mean Chakra values are positive approaching 0.00 balance Inside. Before and After mean values show a greater range with both positive and negative values indicating less balance. The data support Hypothesis 1.

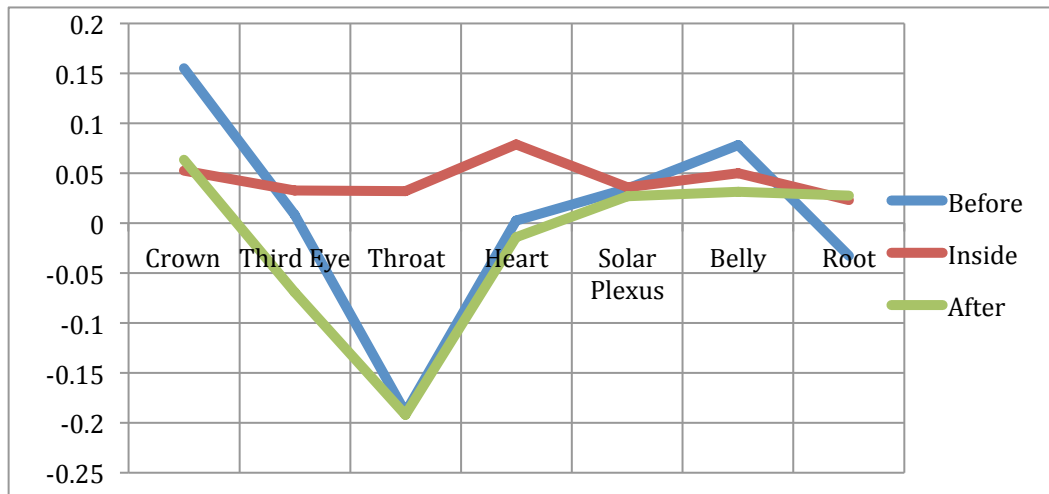


Figure 1. Plotted means of 7 Chakras for 30 subjects Before, Inside, and After. N=30

Figure 1 shows the plotted comparison of means for Before, Inside, and After for the 7 Virtual Chakras: (7) Crown, (6) Third Eye, (5) Throat, (4) Heart, (3) Solar Plexus, (2) Belly, and (1) Root as they will be described throughout the data analysis.

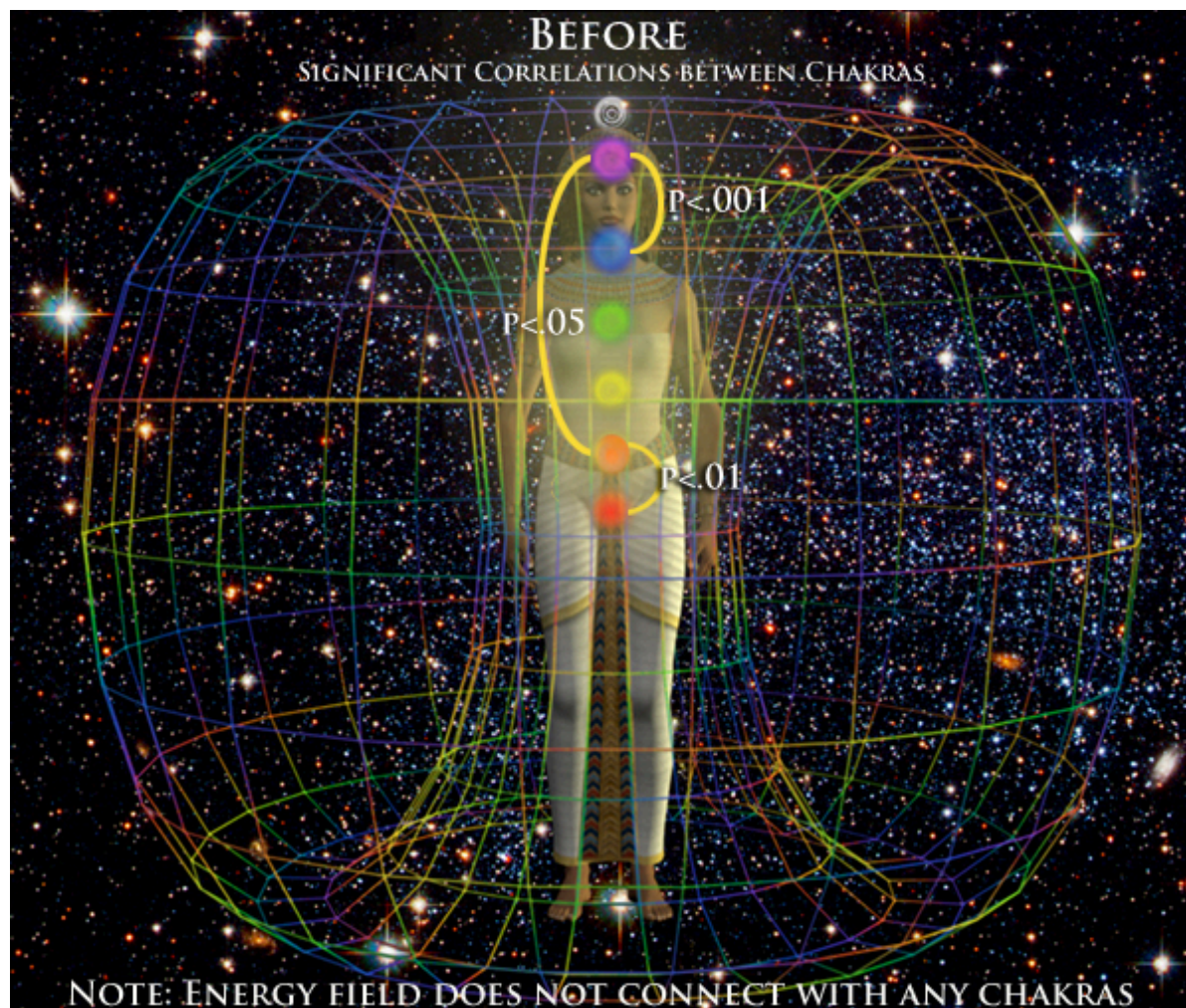


Figure 2. Significant Correlations between Chakras and Energy Fields Before. N=30

Figure 2 shows the significant correlations between the Chakras and the Energy Fields Before going into the Great Pyramid for all 30 subjects. The Third Eye and the Throat Chakra show a strong statistical significance with $p < .001$. The Belly and the Root Chakra shows a moderate statistical significance with $p < .01$. Lastly, the Third Eye and the Belly show a mild statistical significance with $p < .05$. Before going into the Great Pyramid, data show no significant correlations between any of the Chakras and the overall area of the Energy Fields for all 30 subjects.

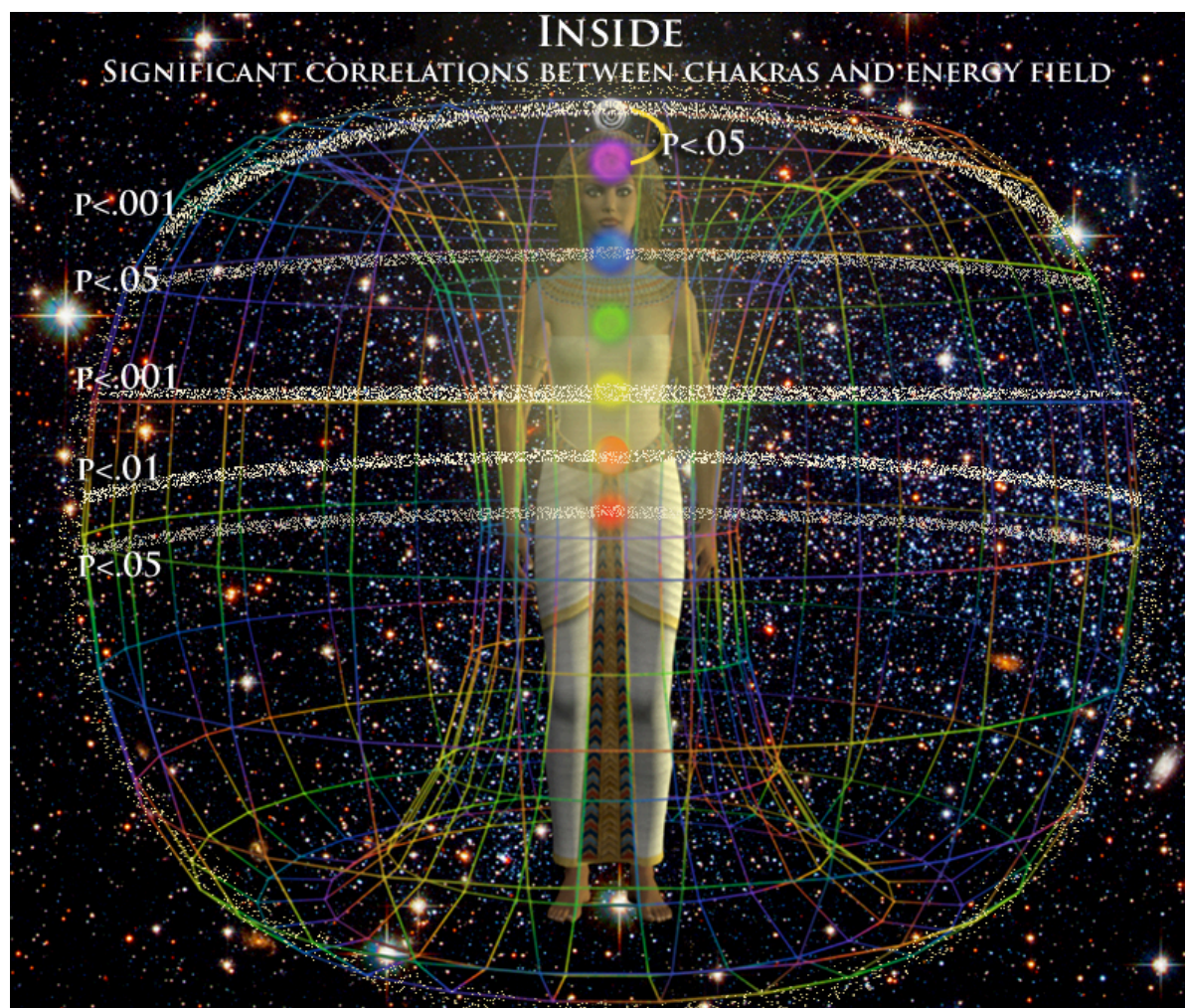


Figure 3. Significant Correlations between Chakras and Energy Field Inside. N=30

Figure 3 shows the statistically significant correlations for all 30 subjects while Inside the Great Pyramid. In contrast to the findings Before going inside the pyramid there is only one mild significant correlation between the Crown and the Third Eye Chakra at the $p < .05$ level.

Statistical significance was found, however, between the values of the Energy Field and specific Chakras. There were strong significant correlations between the crown and the Energy Field as well as between the Solar Plexus and the Energy Field both at the $p < .001$ level. As well, there was a moderate significant correlation between the Belly Chakra and the Energy Field. Finally, there were mild significant correlations between the Throat Chakra and the Energy Field and the Root Chakra and the Energy Field both at the $p < .05$ level. It is noteworthy that no significant correlations were found for the Heart.

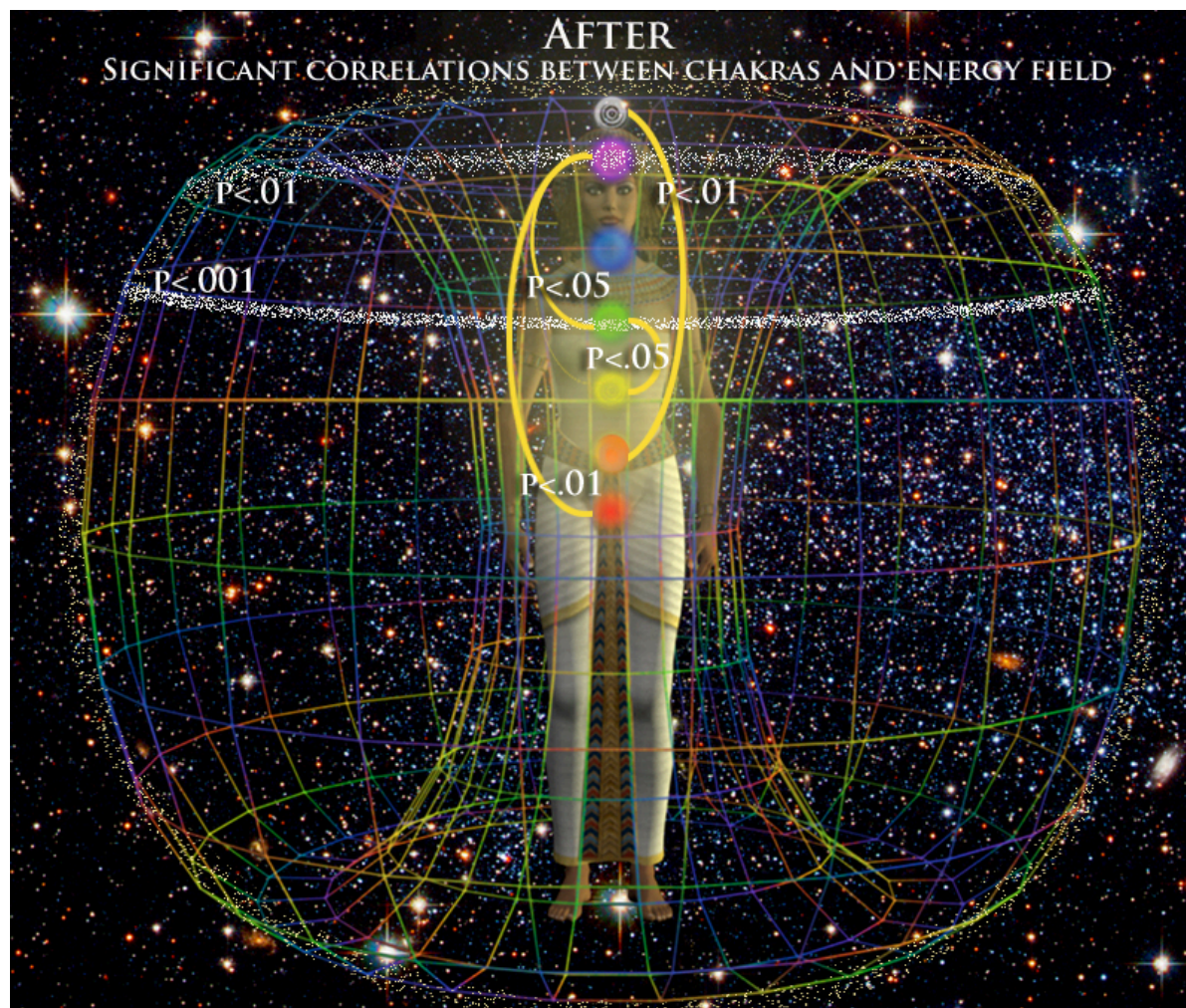


Figure 4. Significant Correlations between Chakras and Energy Field After. $N=30$

Figure 4 shows the statistically significant correlations After going into the Great Pyramid between the Chakras and the Energy Field. A strong significant correlation between the Heart Chakra and the Energy Field was found at the $p < .001$ level. As well, the Third Eye showed a moderate significant correlation with the Energy Field at the $p < .01$ level.

Four significant correlations were found in the After values between specific Chakras. Moderate significant correlations were found between the Crown and the Belly Chakra as well as the Third Eye and Root Chakra at the $p < .01$ level. Further, mild significant correlations were found between the Third Eye and the Heart as well as the Heart and the Solar Plexus at the $p < .05$ level.

Table 2

Analysis of Variance (ANOVA) comparing means of Energy Fields Before, Inside, and After

ANOVA

| | | | Sum of Squares | df | Mean Square | F | Sig. |
|---------------|-------|----------------|----------------|----|--------------|-------|------|
| Energy Before | Field | Between Groups | 9562505.474 | 1 | 9562505.474 | 1.212 | .280 |
| | | Within Groups | 221006133.493 | 28 | 7893076.196 | | |
| | | Total | 230568638.967 | 29 | | | |
| Energy Inside | Field | Between Groups | 12022750.316 | 1 | 12022750.316 | 1.652 | .209 |
| | | Within Groups | 203738516.651 | 28 | 7276375.595 | | |
| | | Total | 215761266.967 | 29 | | | |
| Energy After | Field | Between Groups | 1474484.019 | 1 | 1474484.019 | .172 | .681 |
| | | Within Groups | 239524794.947 | 28 | 8554456.962 | | |
| | | Total | 240999278.967 | 29 | | | |

Table 2 shows the Analysis of Variance (ANOVA) comparing the means factoring for the independent variable of Gender. No statistical significance was found between groups or within groups when comparing means for Energy Fields Before, Inside, or After. The data, therefore, do not support Hypothesis 2.

Affect of the Great Pyramid on Human Energy Fields

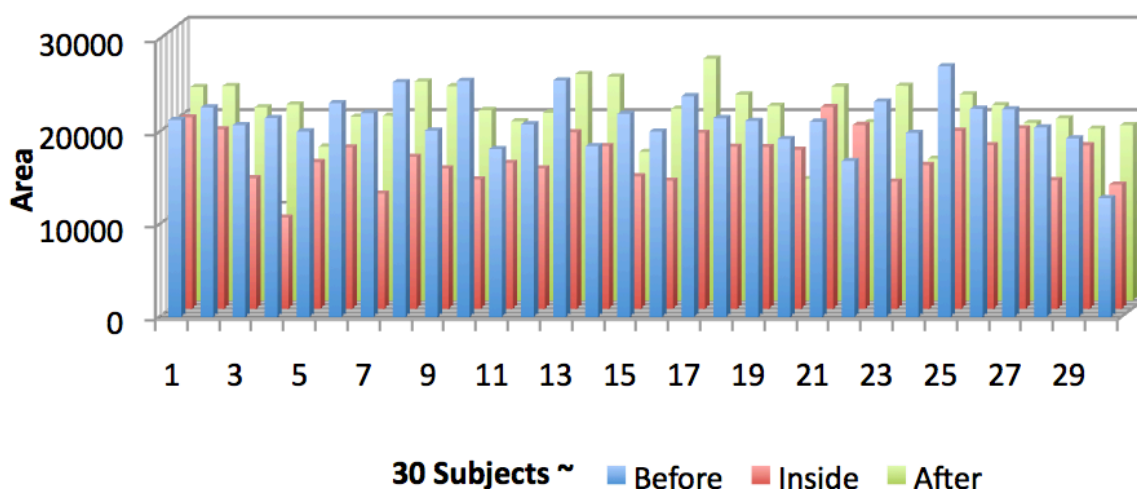


Figure 5. Area of Energy Fields Before, Inside, and After. $N=30$

Figure 5 shows the raw data for overall Area of the Energy Field was plotted for all 30 subjects showing individual values Before, Inside, and After. Not all subjects responded the same way. Results show that 16 subjects had the strongest energy fields After; 13 subjects were strongest Before; and only 1 subject (#22) was strongest Inside the pyramid but only slightly measuring 3.1% greater Area Inside than After.

The sample of 30 subjects was divided into two for the next part of the data analysis: (1) those who appear to have demonstrated positive affect After the experiment; with the highest values for the Area of their Energy Fields; and (2) those who did not appear to have benefitted from the experiment with the highest values for their Energy Fields in the Before readings. Results for the raw data for each of the two groups follow.

Figures 6-7-8 correspond to Before, Inside, and After for the 'strongest After' group. Figures 9-10-11 correspond to Before, Inside, and After for the 'strongest Before' group. The single subject who was slightly stronger Inside was omitted from this part of the data analysis.

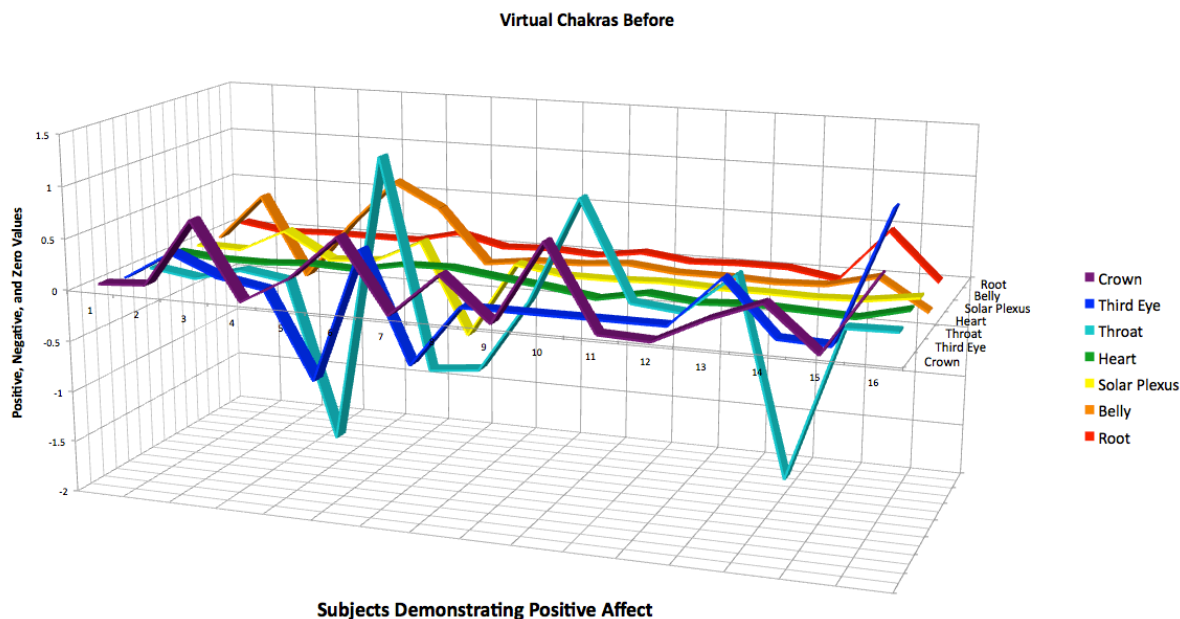


Figure 6. *Virtual Chakras for Before in Subjects with Positive Affect. N=16*

Figure 6 shows the plotted values for each of 7 Chakras Before going into the Great Pyramid for each subject in the 'Positive Affect' group. Chakras appear to be scattered with a wide range of positive and negative values. The Root Chakra appears to be the most stable and closest to 0.00.

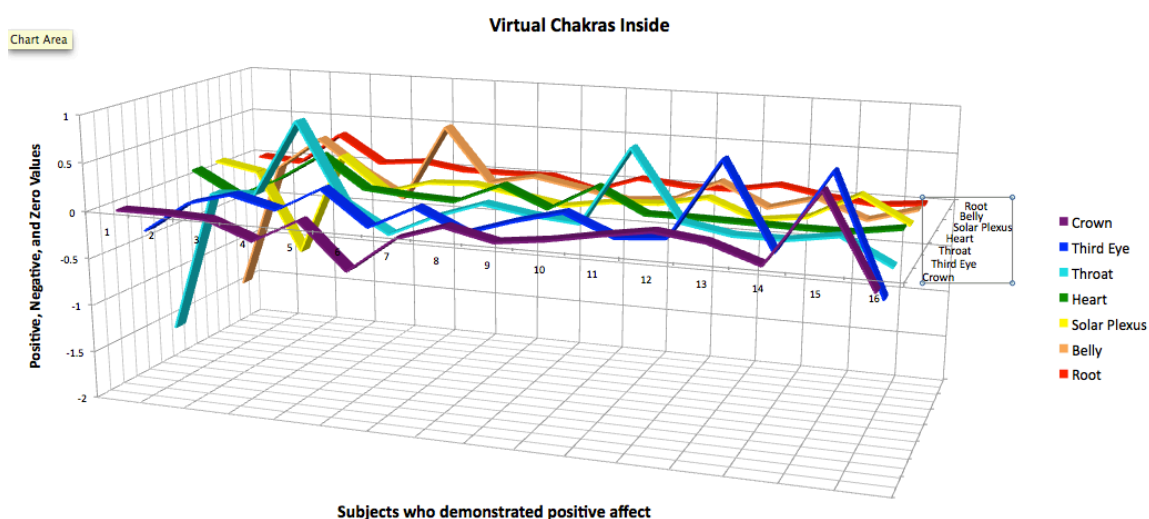


Figure 7. *Virtual Chakras for Inside in Subjects with Positive Affect. N=16*

Figure 7 shows the plotted values for each of the 7 Chakras Inside the Great Pyramid for each subject in the 'Positive Affect' group. Chakras are clustered above the 0.00 plane.

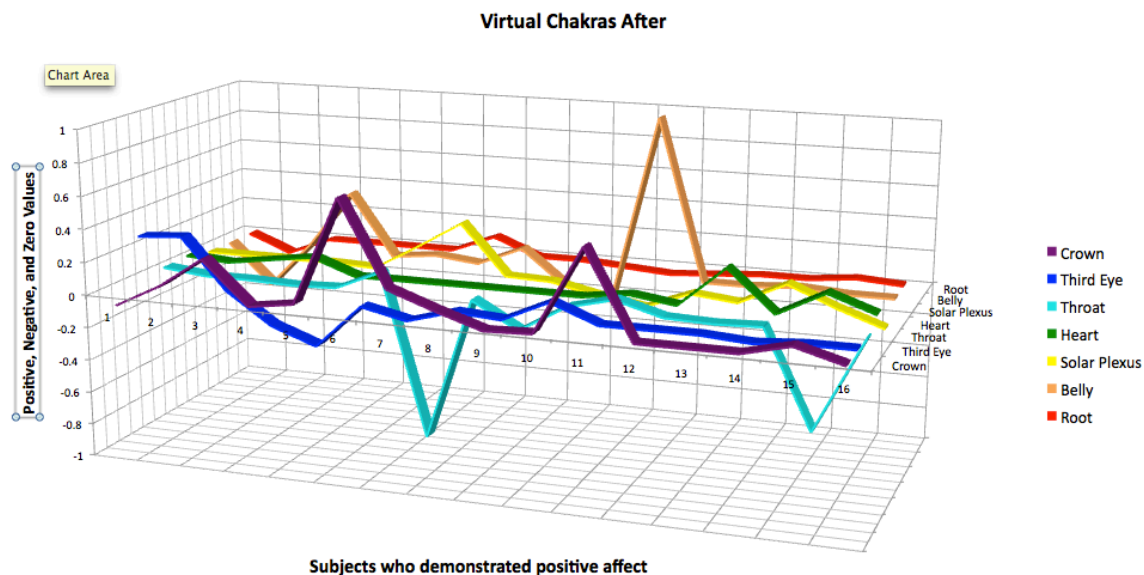


Figure 8. Virtual Chakras for After in Subjects with Positive Affect. $N=16$

Figure 8 shows the plotted values for each of the 7 Chakras After going inside the Great Pyramid for each subject in the 'Positive Affect' group. While there is some spiking in the values, Chakras are primarily above the 0.00 plane.

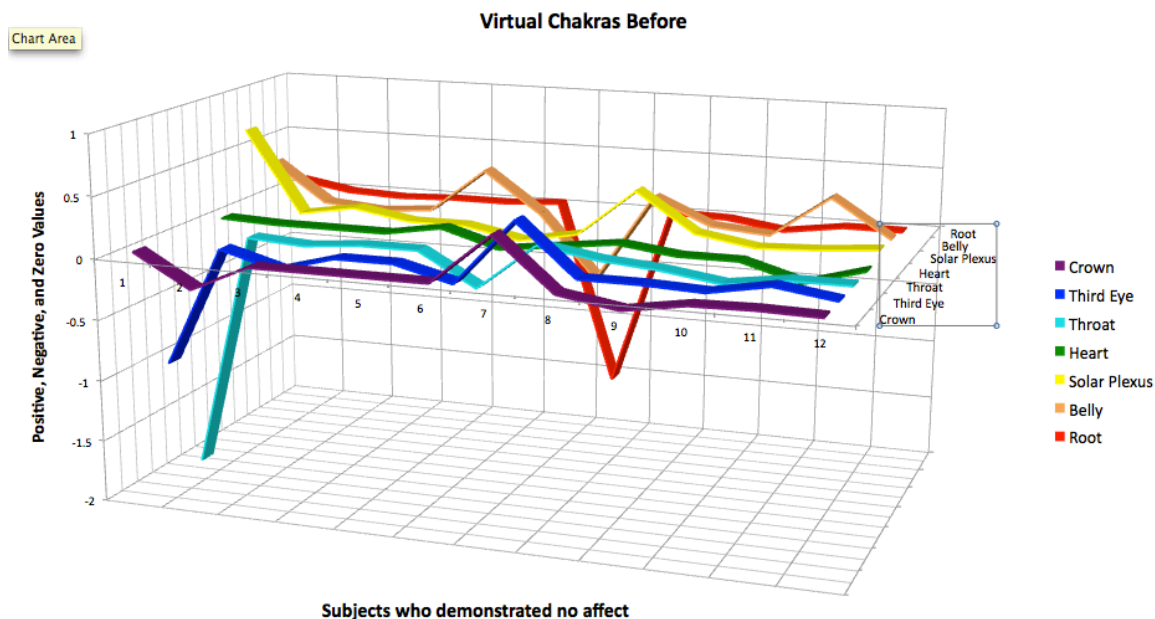


Figure 9. *Virtual Chakras for Before in Subjects with No Affect. N=13*

Figure 9 shows the plotted values for each of the 7 Chakras Before going into the Great Pyramid for each subject in the 'No Affect' group. While there are a few spikes, subjects in this group appear to be approaching the 0.00 plane indicating that their Chakras started out quite balanced.

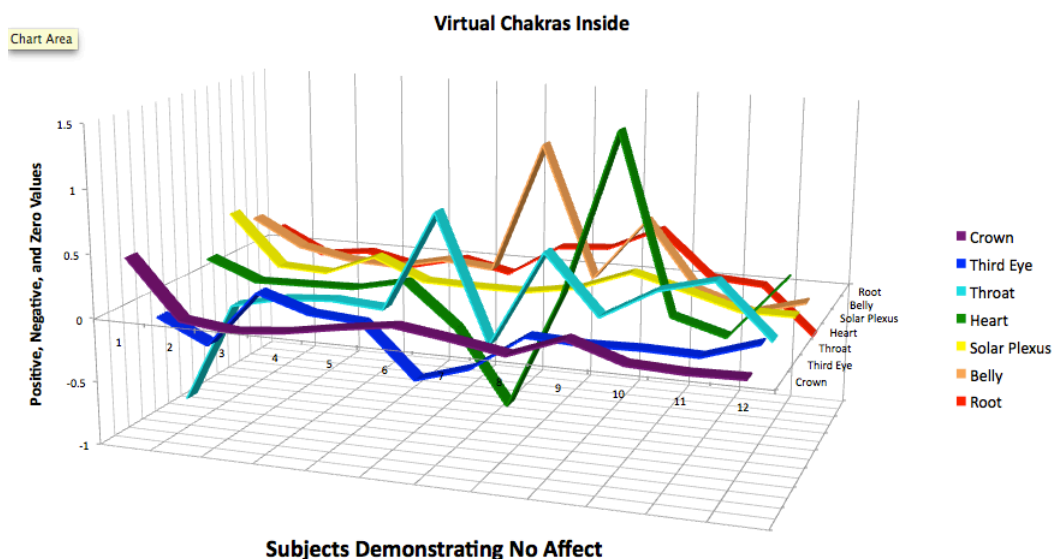


Figure 10. *Virtual Chakras for Inside in Subjects with No Affect. N=13*

Figure 10 shows the plotted values for each of the 7 Chakras while Inside the Great Pyramid for each subject in the ‘No Affect’ group. It appears that their Chakras were ‘overcharged’ while inside the pyramid. The Crown Chakra appears most balanced.

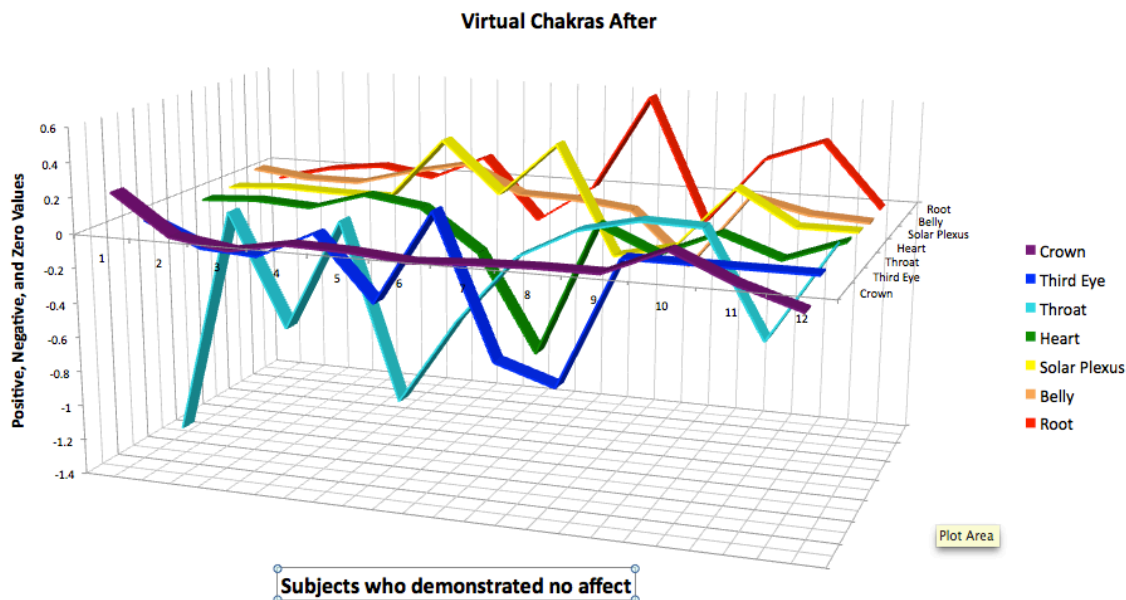


Figure 11. Virtual Chakras for After in Subjects with No Affect. $N=13$

Figure 11 shows the plotted values for each of the 7 Chakras After going inside the Great Pyramid for each subject in the ‘No Affect’ group. Chakras in Figure 10 appear the most scattered and skewed toward negative values. This seems to indicate stress and a lack of balance.

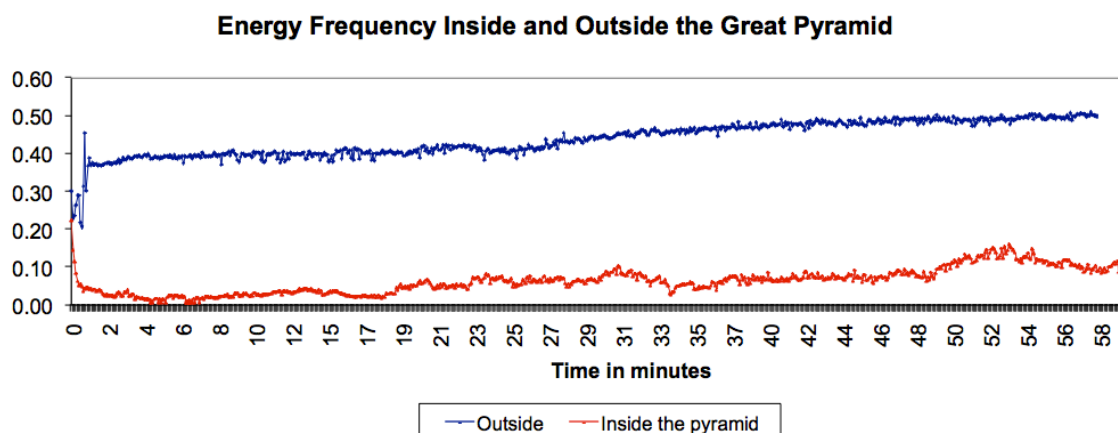


Figure 12. Energy Frequency Outside and Inside the Great Pyramid over 1 hour.

Figure 12 shows the Energy Frequency inside the Great Pyramid range from 0.00–0.16 measured over the period of one hour with irregular dips and increases

reaching its peak at minute 53 of the test. Figure 1 also shows the energetic frequencies outside the Great Pyramid ranging from 0.38–0.50 gradually increasing over the one hour period of measurement. In both cases, to stabilize the reading. The data, therefore, did not support Hypothesis 3 since the energetic frequencies during the current study were higher outside the Great Pyramid.

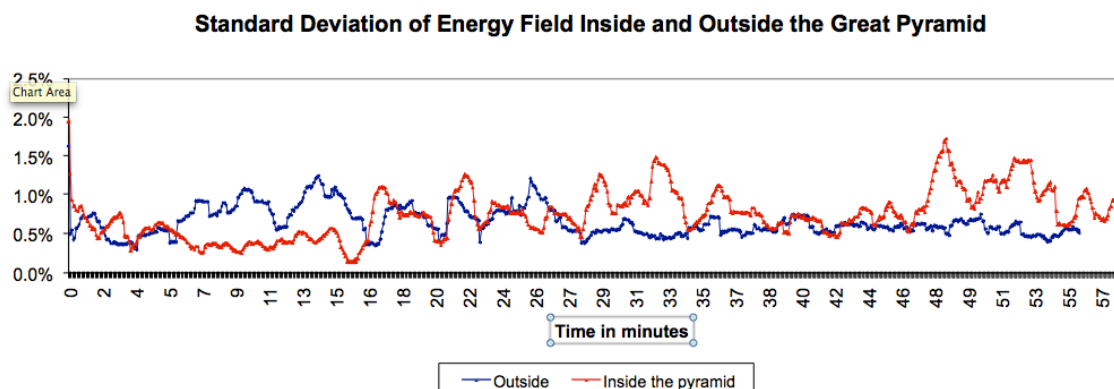


Figure 13. SD of Energy Fields Inside and Outside the Great Pyramid for 1 hour.

Figure 13 shows the standard deviation within the readings for Energetic Frequency for both inside and outside the Great Pyramid. Standard deviations readings ranged from 0.1%–1.8% inside the Great Pyramid. Outside, the standard deviation ranged from 0.3%–1.3%. The data show that the energy was less stable inside the pyramid and more stable outside the pyramid.

Discussion

Results have shown that the Great Pyramid has an affect on the human energy field and the chakra system. The most unexpected finding is that the Energetic Frequency outside the Great Pyramid was not only higher, it was also more stable. Further study and additional measurements will be collected to establish if this is typical or if a unique influence was present on the day of the testing.

It seems clear that the pyramid did not affect all subjects in the same way. This stands to reason since, in today's society, initiation and consciousness fields are not well understood and subjects likely did not know how to handle the increased energy. This may be the reason subjects' chakras slipped out of alignment during the study.

Only one subject had the strongest reading for Energy Field Inside the Great Pyramid which was not expected. Examining the raw data for chakras, the pyramid had a dramatic affect on subjects, however, it may be that subjects needed more

time to integrate the experience. In future studies, the posttest will be delayed by 3 days allowing time for integration.

The literature on synesthesia shed some light on cross-sensory perception, multiple neural and glandular pathways, and transmodal areas of communication within the body. Patterns of entrainment amongst the chakras were shown. This invites further study to gain more understanding of the affect of the Great Pyramid on the human aura and the chakra system.

References

- Breasted, J. H. (1912). *Development of religion and thought in ancient Egypt*. NY: Kessinger Publishings Legacy.
- Budge, E. A. W. (1913). *The book of the dead: The papyrus of Ani* (Vol. 1). NY: G. P. Putnam's Sons.
- Bruyere, R. L. (1989). *Wheels of light: Chakras, auras, and the healing energy of the body*. NY: Fireside.
- Cowan, M. L. (2005). *The effects of crystal bowl toning on the chakras as measured by the gas discharge visualization technique (GDV) and scores on the profile of mood states scale*. Doctoral dissertation, Holos University Graduate Seminary, Bolivar, MO.
- Cytowic, R. E. (2002). *Synesthesia: A union of the senses*. Cambridge, MA: MIT Press.
- Frankfort, H. (1948). *Ancient Egyptian religion: An interpretation*. NY: Dover Publications Inc.
- Hall, M. P. (1928). *The secret teachings of all ages*. NY: Penguin Group.
- Korotkov K. (1998). *Aura and consciousness: New stage of scientific understanding*. St. Petersburg, Russia: State Editing and Publishing Unit Kultura.
- Motoyama, H. (1981). *Theories of the chakras: Bridge to higher consciousness*. Wheaton, IL: The Theosophical Publishing House.
- Penczak, C. (2007). *Ascension magick: Ritual, myth & healing for the new aeon*. Woodbury, MN: Llewellyn Worldwide Ltd.
- Seeman, G. (2001). *Individuation and subtle body: A commentary on Jung's kundalini seminar*. Doctoral dissertation, Pacifica Graduate Institute, Carpinteria, CA.

- Seeman, G. (2010). *Psychological change in the human aura: Creating an energetic foundation for human development*. Retrieved from <http://www.drgaryseeman.com/resources/Psychological%20Change%20in%20the%20Human%20AuraPart2.pdf>
- Tompkins, P. (1971). *Secrets of the Great Pyramid*. NY: Harper and Row.
- Wente, E. F. (1982). Mysticism in pharaonic Egypt. *Journal of Near Eastern Studies*, 41(3), 161-179.